



Indian Trail Senior Year Checklist


Class of 2018

Are you on track to graduate?

<u>Subject Area</u>	<u>Credits</u>
English	4
Math	3
Social Studies	
U.S. History	1
World History	1
U.S. Government & Politics	.5
Behavioral Science (Psychology/Sociology)	.5
Science	
Biology	1
Chemistry/Matter & Energy/Physics	1
Elective Science	1
Physical Education	1.5
Health	.5
Consumer Education	.5
Elective Courses	8
Minimum credits required for graduation:	23 ½
Community Service:	10 hrs
Must pass <u>Civics Test</u>, as part of U.S. Government course	

Graduation Distinctions . . .

- Service Distinction – 100 hours of community service
- Honors Distinction – earn 4 credits in Advanced Placement courses



College Visits

Interested in meeting with an Admissions Representative from a college or university?

- ✓ Check your KUSD gmail
- ✓ Complete the College Visit Google Form
- ✓ Check your KUSD gmail for confirmation of the date, time, and room number for the visit

👍 Participate in the
College Fair field trip
at Carthage: **October
20th**, 9:00 – 11:00 am.

***PERMISSION SLIPS
DUE to Mr. Owens, in
the Guidance Office,
by October 16th***

*****LATE PERMISSION
SLIPS WILL NOT BE
ACCEPTED***




Financial Aid

- ☞ Attend the **Financial Aid Night** at Indian Trail: **Thursday, September 28th**, at 6:00 pm.
- ☞ Complete the Free Application for Federal Student Aid – FAFSA at www.fafsa.ed.gov as soon after OCTOBER 1st as possible.
- ☞ Help is available through College Goal Wisconsin: www.collegegoalwi.org , 1-800-433-3243.
- ☞ Review KUSD's scholarship page: <http://www.kusd.edu/scholarships>

The ACT

The ACT is a required college-entry exam. If you plan to re-take the exam for a better score, we recommend taking the October 28th test so your scores are back in time to meet college application deadlines.

- ✓ Visit act.org to register
- ✓ See your counselor with questions



Register for the **ASVAB** through your counselor if you are considering the military. It will be offered at Indian Trail on:

- Tuesday, Nov. 21st**
from 7:40 – 10:45am
- Thursday, April 17th**
from 7:40 – 10:45am

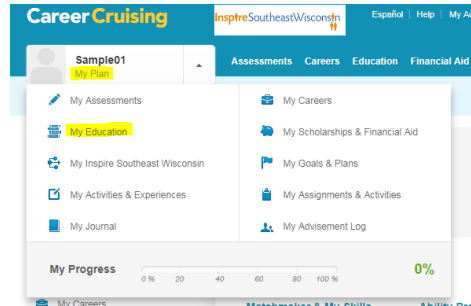


College Application Check-List

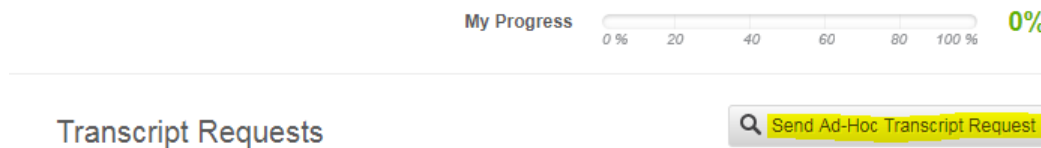
- ✓ Application; complete online
- ✓ Official transcript; request through Career Cruising
- ✓ ACT scores; visit act.org
- ✓ FAFSA; complete online at www.fafsa.ed.gov
- ✓ Application fee
- ✓ Letters of recommendation
 - ✓ Teachers
 - ✓ Coaches
 - ✓ Counselors
 - ✓ Club advisors
 - ✓ Extra-curricular activity supervisors
- ✓ Plan to submit all applications by Thanksgiving

To request a Transcript ...

- **Step 1.** Log into Career Cruising (<https://sso.careercruising.com/page/openidconnect>) using your **STUDENT** email account. Example: XXXXXXXX@students.kusd.edu
- **Step 2.** Click on “My Plan” on the left hand side of the page below your name and then click on “My Education”.



- **Step 3.** In the middle of the page, click on “View More” under “My Transcripts”
- **Step 4.** On the right hand side, click on “Send Ad-Hoc Transcript Request”



- **Step 5.** Select the State and College. Click “Send Now” for each college
- *If you need a transcript mailed or to do see the college listed in Career Cruising, please see Mrs. Bilak in the Guidance Office (1402).*

Senior ACP Part #1

SCHOOL SELECTOR (FOR THE STUDENT)

You can use the School Selector tool to search for schools based on a variety of factors. You can specify criteria such as on-campus services, admission difficulty, tuition, and athletics.

Step 1. Go to (<https://sso.careercruising.com/page/openidconnect>)

Step 2. Log into Career Cruising using your STUDENT email account. Example: XXXXXXXX@students.kusd.edu

Step 3. Click on the Education link in the top menu bar.

Under the School Selector heading on the right side of the page, select the level of education you would like to pursue.

Step 4. Use the blue links on the left to select the criteria that are important to you. Once you have made your selections, click on the blue View Results button to see schools that match your selections. If you receive 0 matches, click on the Close Matches tab to find schools that match most, but not all, of your criteria.

Step 5. Save your School Selector Results to your Plan.

The screenshot shows the 'Undergraduate School Selector' interface. On the left is a sidebar with various filter categories, each with a green checkmark: Type of School, Location & Setting, Admission Difficulty, Special Program Options, Tuition, Enrollment, Athletics, Major Offered, and Campus Life & Services. The main area has a 'View Results' button and a 'Close Matches' button. Below these are tabs for 'View Results', 'Close Matches', 'Review My Criteria', and 'Compare Other Schools'. A message states '17 schools match all of your criteria'. A table lists three schools:

School Name	School Type	Location
Alverno College	4-Year Graduate	Milwaukee, WI
Central State University	4-Year Graduate	Milwaukee, WI
Carroll University	4-Year Graduate	Wausau, WI

Step 6. Review the schools listed. **Pick at least three schools** that interest you and save them to your plan by clicking the school name, and then click on "Save to My Plan" in the top right corner.

The screenshot shows the profile for Alverno College. At the top right is a 'Save to My Plan' button. Below the school name is a navigation menu with links for School Profile, Admissions, Academic Information, Expenses & Financial Aid, and Enrollment. The main content area is titled 'School Information' and contains the following details:

3400 South 43rd Street, PO Box 343922
Milwaukee, WI 53234-3922
View Map

Setting: Urban
Phone Number: (414) 382-6000
Website

Senior ACP Part #2

FINANCIAL AID SELECTOR (FOR THE STUDENT)

Career Cruising's financial aid database includes details on thousands of private scholarships, grants, awards, fellowships, and other assistance programs that you can store in My Plan. Use the Financial Aid Selector to learn about financial aid programs that can help you pay for your education.

Step 1. Go to (<https://sso.careercruising.com/page/openidconnect>)

Step 2. Log into Career Cruising using your **STUDENT** email account. Example: XXXXXXXX@students.kusd.edu

Step 3. Click on the **Financial Aid** link in the top menu bar. Click the **Start Selector** button under the **Financial Aid Selector** heading.

Step 4. Use the blue links on the left to fill in information about yourself and your intended education path. For the best results, **please answer all the questions**. Once you have made your selections, click on the blue **View Results** button to see scholarships that match your selections.

Step 5. Use the blue **Save To My Plan** button to save your Financial Aid Selector results to the Scholarships & Financial Aid section of your Plan.

Step 6. Click on the name of a scholarship to learn more about the award, including eligibility, application information and deadline, and the name of the donor or sponsor. To save a specific scholarship, click on the **Save To My Plan** link at the top of the Scholarship Details page. To view saved scholarships, click on the **My Scholarships & Financial Aid** link on your My Plan homepage and then select **My Saved Scholarships**.

Step 7. Click on **Federal Financial Aid** under the **Financial Aid** tab. Please review the information listed on this page to learn more about federal financial aid, what types of federal aid are available, how you apply, and how to repay student loans.

**Work hard, enjoy Senior
Year, and remember:**

**“Some of the best
days of your life
haven’t happened
yet . . .”**

-unknown